


Audio Receiver Series

Digital Stereo Audio Volume Control Board Starter (AA-AB41134)



Key Features:

- Single-end Audio Signal Output
- LED Status Indicator
- External Power and Signal Output Connector
- Anti-reverse Function
- Several wiring methods
- Excellent heat dissipation
- Size:3"X2"

Electrical Specifications

Specifications typical @ +25°C, powered by 12V DC, unless otherwise noted. Specifications subject to change without notice.

Parameter	Conditions	Min.	Typ.	Max.	Units
Power Supply	-	-	12	-	VDC
Maximum Current	-	-	0.5	-	A
Quiescent Current	-	-	10	-	mA
Operating Temperature	-	-	20	50	°C
Storage Temperature	-	-20	20	105	°C
Thermal Temperature	-	-	150	-	°C

Model Selection Guide

SKU	Control Range	Accuracy	Output Noise	THD	SNR	PCB Size ⁴
AA-AA11117	-89dB - -1dB	1dB/step	3μV	0.005%	114dB	27.9 x 22.9 ^{#1}
AA-AB41134	-83dB - 0dB	1dB/step	9.6μV	0.028%	93.2dB	76.2 x 50.8 ^{#2}
AA-AB41116	-79dB - 0dB	1dB/step	10μV	0.02%	100dB	76.2 x 50.8
AA-AB41147	-107.5dB - 10dB ¹	1dB/step	15.89μV	0.0327%	92.2dB	91.4 x 68.6 ^{#3}
AA-AB41148	-95.5dB to 10dB ²	1.5dB/step ³	8.8μV	0.0006%	108dB	121.9 x 91.4 ^{#4}

Distributors:

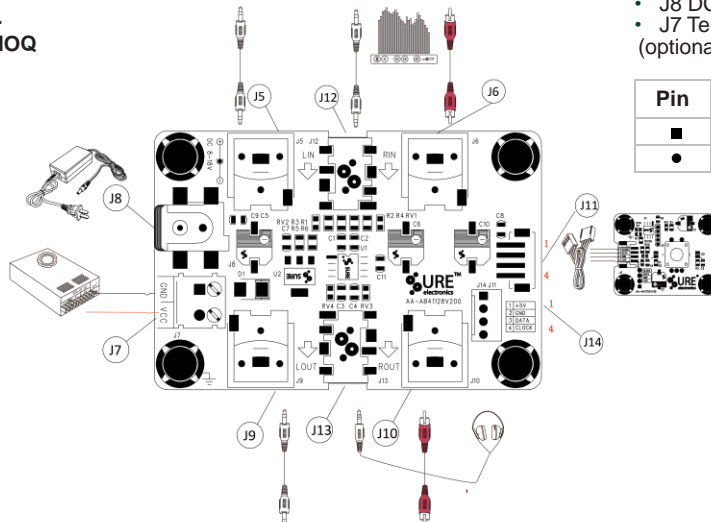


All these boards are per-tested with our power supply solution to comply with FCC and CE. For all customers who need those information, please contact our distributor or Sure Electronics. RoHS compliant will need an MOQ of 1000pcs per order.

Notes:

1. The maximum gain of AA-AB41147 is limited to 10dB by software. The maximum gain could be 20dB. For OEM customers who need more gain in their project, please send an e-mail to store@sure-electronics.com. Not available for retail customers.
2. The maximum gain of AA-AB41148 is limited to 10dB by software. The maximum gain could be 31.5dB. For OEM customers who need more gain in their project, please send an e-mail to support@sure-electronics.com. Not available for retail customers.
3. The accuracy of AA-AB41148 can be set as 0.5dB/step. Please send an email to store@sure-electronics.com if you have requirements. Not available for retail customers
4. PCB size of the Decode Board is 2.00 x 1.50 x 1.70 inches.

Connections



Power Supply Connector:

- J8 DC Jack 5.5mm/2.1mm
- J7 Terminal Block RJ128 (optional)

Pin	Function
■	GND
●	VCC

Audio Input Connector:

- J5, J6 RCA Jack
- J5, LIN; J6, RIN
- J12 3.5mm AUX IN Jack

Audio Output Connector:


- J9, J10 RCA Jack
- J9, LOUT; J10, ROUT
- J13 3.5mm Headphone Output Jack

Rotary Encoder Connector

- J11 4Pin cable

Pin	Function
1	+5V
2	GND
3	DATA
4	CLOCK

Ready for:



Contact info

- Email: info@sure-electronics.com



Sure Electronics

Make Your Audio Application Simple!

NO.9, Weidi Road, Xianlin University City, Qixia District, Nanjing, Jiangsu Province, P.R.C

store.sure-electronics.com

www.wondom.com

Mail: info@sure-electronics.com

Skype: sureelectronics